


PHILIPPINE AMUSEMENT AND GAMING CORPORATION
BALANCE SHEET
As of June 30, 2014
(In Philippine Peso)

Particulars	Amount
ASSETS	
Current Assets	
Cash and Cash Equivalents	7,374,638,846.48
Receivables - Net	1,223,507,270.24
Inventories	326,763,802.73
Prepayments	146,519,297.33
Total Current Assets	9,071,429,216.78
Non-Current Assets	
Investments	143,172,380.00
Receivables	50,635,735.65
Property, Plant and Equipment - Net	20,236,729,963.27
Other Assets	2,521,637,298.24
Total Non-Current Assets	22,952,175,377.16
TOTAL ASSETS	32,023,604,593.94
LIABILITIES AND EQUITY	
Current Liabilities	
Accounts Payable	2,045,427,269.75
Inter-Agency Payables	4,027,596,243.57
Intra-Agency Payables	100,000,000.00
Other Liability Accounts	1,429,612,671.34
Total Current Liabilities	7,602,636,184.66
Non-Current Liabilities	
Long-Term Liabilities	10,871,501,007.79
Deferred Credits	39,478,039.71
Total Non-Current Liabilities	10,910,979,047.50
TOTAL LIABILITIES	18,513,615,232.16
EQUITY	13,509,989,361.78
TOTAL LIABILITIES AND EQUITY	32,023,604,593.94

Prepared by:


SHARON S.J. QUINTANILLA
Assistant Manager
Accounting Department

Certified Correct:


VIDAL T. CABIGON, JR.
Assistant Vice President
Accounting Department

PHILIPPINE AMUSEMENT AND GAMING CORPORATION
STATEMENT OF INCOME AND EXPENSES
For the Six Months Ended June 30, 2014
(In Philippine Peso)

Particulars	Amount
Income	
Income from Gaming Operations	14,896,843,170.77
Income from Other Related Services	4,474,829,394.20
Other Income	587,122,767.63
Gain (Loss) on Foreign Exchange	6,159,096.15
Total Income	19,964,954,428.75
Expenses	
Operating Expenses	8,501,054,656.61
5% Franchise Tax	744,842,158.52
	9,245,896,815.13
Contributions to the Government	
50% Government Share	7,046,000,506.17
Dangerous Drugs Board	30,000,000.00
Office of the President	1,346,503,349.51
5% Philippine Sports Commission's Share	353,800,025.32
Subsidy to LGUs: Host Cities' Share	251,059,999.98
1% Board of Claims' Share	13,352,820.61
Income Tax	50,711,523.49
National Endowment for Culture and the Arts	50,000,000.00
Early Childhood Care and Development	250,000,000.00
Mandated Contribution to the National Government-Others	8,210,000.00
Total Contributions to the Government	9,399,638,225.08
Total Expenses	18,645,535,040.21
NET INCOME	1,319,419,388.54

Prepared by:


SHARON S.J. QUINTANILLA
Assistant Manager
Accounting Department

Certified Correct:


VIDAL T. CABIGON, JR.
Assistant Vice President
Accounting Department

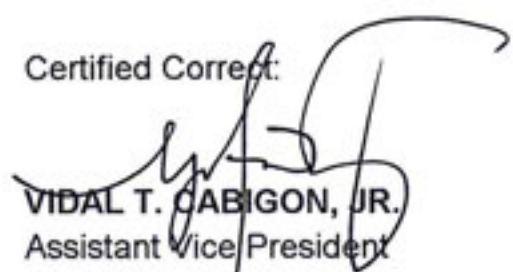
PHILIPPINE AMUSEMENT AND GAMING CORPORATION
STATEMENT OF CHANGES IN EQUITY
As of June 30, 2014
(In Philippine Peso)

Particulars	Amount
Capital Stock	71,430,752.03
Restricted Capital	
Balance, Beginning	5,188,838,074.43
Current Appropriations	1,521,000,000.00
Balance, End	6,709,838,074.43
Retained Earnings	
Balance, Beginning	10,938,730,390.66
2013 Cash Dividends - National Treasury	(4,093,935,699.35)
Current Appropriations	
Fund Allocation for Property, Plant & Equipment	(1,521,000,000.00)
Total Current Appropriations	(1,521,000,000.00)
Net Income	1,319,419,388.54
Balance, End	6,643,214,079.85
Appraisal Capital	85,506,455.47
TOTAL EQUITY	13,509,989,361.78

Prepared by:


SHARON S.J. QUINTANILLA
Assistant Manager
Accounting Department

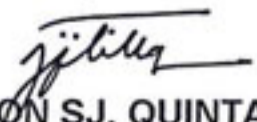
Certified Correct:


VIDAL T. CABIGON, JR.
Assistant Vice President
Accounting Department

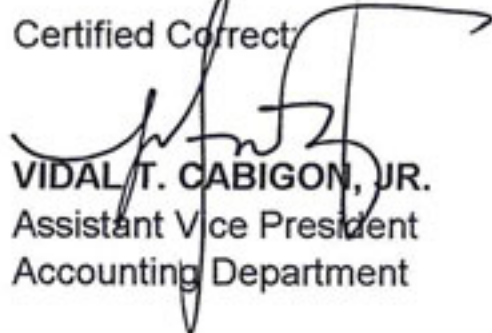
PHILIPPINE AMUSEMENT AND GAMING CORPORATION
CASH FLOW STATEMENT
As of June 30, 2014
(In Philippine Peso)

Particulars	Amount
Cash Flows from Operating Activities	
Income from Casino Customers	11,148,333,074.50
Income from Chip Washing Operations, Non-Casino Customers and Other Income	9,537,942,785.10
Interest Income	38,215,715.00
Payments to Employees, Suppliers, Lessors and Other Creditors	(9,746,910,166.33)
50% Government Income Share	(6,984,467,113.67)
Other Mandated Contributions	(6,089,539,980.10)
Other Operating Disbursements (net of non-cash transactions)	1,581,508,117.40
Taxes Remitted to Bureau of Internal Revenue	(1,883,509,045.12)
Interest Paid on Loans / Payables	-
Gain / (Loss) on Foreign Exchange	6,159,096.15
Net Cash Provided by Operating Activities	(2,392,267,517.07)
Cash Flows from Investing Activities	
Proceeds from Sale / Disposal of Property, Plant and Equipment	138,000.00
Purchase of Stocks / Bonds / Property, Plant and Equipment	(1,368,451,341.04)
Net Cash Used in Investing Activities	(1,368,313,341.04)
Cash Flows from Financing Activities	
Cash Received from Loan Proceeds	-
Payment of Loans	-
Net Cash Used in Financing Activities	-
Net Increase in Cash and Cash Equivalents	(3,760,580,858.11)
CASH AND CASH EQUIVALENTS AT BEGINNING OF YEAR	11,135,219,704.59
CASH AND CASH EQUIVALENTS AS OF JUNE 30, 2014	7,374,638,846.48

Prepared by:


SHARON S.J. QUINTANILLA
Assistant Manager
Accounting Department

Certified Correct:


VIDAL T. CABIGON, JR.
Assistant Vice President
Accounting Department

PHILIPPINE AMUSEMENT AND GAMING CORPORATION

TRIAL BALANCE

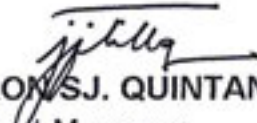
As of June 30, 2014

(In Philippine Peso)


Account Title	Debit	Credit
Cash on Hand	567,521,758.75	
Cash in Bank - Local Currency	5,463,029,560.35	
Cash in Bank - Foreign Currency	451,250,601.93	
Treasury Fund Capital	892,836,925.45	
Receivable Accounts	1,149,507,767.91	
Inter-Agency Receivables	38,270,292.88	
Other Receivables	35,729,209.45	
Inventories	326,763,802.73	
Prepayments	146,519,297.33	
Investments	143,172,380.00	
Land and Land Improvements	15,454,648,145.10	
Buildings	292,955,496.67	
Leasehold Improvements	402,311,896.23	
Office Equipment, Furniture and Fixture	1,187,920,123.10	
Machinery and Equipment	7,427,519,476.41	
Transportation Equipment	316,745,501.25	
Other Property, Plant and Equipment	564,077,874.72	
Construction in Progress	31,312,080.59	
Intangible Assets	160,104,293.07	
Accumulated Depreciation - Land Improvements		1,665,956.41
Accumulated Depreciation - Buildings		27,077,898.06
Accumulated Depreciation - Leasehold Improvements		240,195,377.51
Accumulated Depreciation - Office Equipment, Furniture and Fixture		598,852,334.25
Accumulated Depreciation - Machinery and Equipment		4,315,567,969.91
Accumulated Depreciation - Transportation Equipment		205,967,583.09
Accumulated Depreciation - Other Property, Plant and Equipment		51,433,511.57
Accumulated Amortization - Intangible Assets		108,781,133.33
Other Non-Current Receivables	50,635,735.65	
Other Assets	2,470,314,138.50	
Payable Accounts		2,045,427,269.75
Inter-Agency Payables		4,027,596,243.57
Intra-Agency Payables		100,000,000.00
Other Liability Accounts		1,429,612,671.34
Mortgage/Bonds/Loans Payable		10,871,501,007.79
Deferred Credits		39,478,039.71
Capital Stock		71,430,752.03
Restricted Capital		6,709,838,074.43
Appraisal Capital		85,506,455.47
Retained Earnings		5,307,932,017.83
Prior Years' Adjustments		15,862,673.48
Winnings - Table Games		5,447,370,623.23
Winnings - Dollar Pit		6,790,623.02
Winnings - Slot Machines		5,694,171,828.25
Bingo Operations - Electronic Bingo		2,032,125,297.58
Bingo Operations - In-House		96,089,396.11
Bingo Operations - Franchisees		496,219,333.57
Rent Income		27,783,000.00
Income from Junket Gaming Operations		36,654,720.94
Income from Electronic Gaming Operations		1,023,510,407.64
Income from Licensed Casinos		4,447,046,394.20
Income from Poker Operations		63,910,940.43
Entertainment Income		323,050.00
Income from Hotel Operations		33,151.74
Minimum Guaranteed Fee		105,561,105.47
Reimbursement of Manpower Costs		142,032,214.01
Interest Income		34,249,372.30

Account Title	Debit	Credit
Miscellaneous Income		296,258,031.45
Other Fines & Penalties		8,665,842.66
Gain/Loss on Foreign Exchange (FOREX)		6,159,096.15
Salaries and Wages	799,636,154.91	
Other Compensation	778,204,621.11	
Personnel Benefits Contributions	99,337,472.19	
Other Personnel Benefits	2,147,294,929.99	
Traveling Expenses	23,743,731.38	
Training and Scholarship Expenses	4,061,572.73	
Supplies and Materials Expenses	95,432,156.54	
Utility Expenses	256,154,441.55	
Entertainment Expenses	112,251,123.09	
Communication Expenses	17,849,922.41	
Membership, Dues & Contributions to Organizations	1,198,001.37	
Advertising Expenses	48,791,833.18	
Printing and Binding Expenses	241,953.50	
Rent Expenses	974,753,002.21	
Representation Expenses	5,677,912.06	
Transportation and Delivery Expenses	2,799,231.58	
Subscription Expenses	679,921.92	
Marketing Expenses	698,420,831.52	
Public Relations Expenses	15,859,131.16	
Professional Services	208,234,258.00	
Repairs and Maintenance	115,649,642.35	
Subsidy to NGAs: Government Share	7,046,000,506.17	
Subsidy to NGAs: Dangerous Drugs Board	30,000,000.00	
Subsidy to NGAs: Philippine Sports Commission	353,800,025.32	
Subsidy to NGAs: Board of Claims' Share	13,352,820.61	
Subsidy to NGAs: Office of the President	1,346,503,349.51	
Subsidy to NGAs: National Endowment for Culture and the Arts	50,000,000.00	
Subsidy to NGAs: Early Childhood Care & Development Fund	250,000,000.00	
Subsidy to NGAs: Others	8,210,000.00	
Subsidy to LGUs: Host Cities' Share	251,059,999.98	
Subsidy to NGAs: Community Relations	1,128,689,141.46	
Subsidy to LGUs: Community Relations	2,350,872.52	
Subsidy to NGOs/POs	7,053,140.32	
Donations	16,485,246.27	
Confidential, Intelligence, Extraordinary & Miscellaneous Expenses	80,000,000.00	
Taxes, Insurance Premiums & Other Fees	881,765,056.16	
Depreciation Expense - Land Improvements	251,287.50	
Depreciation Expense - Buildings	1,553,644.56	
Depreciation Expense - Leasehold Improvements	119,299,359.76	
Depreciation Expense - Office Equipment, Furniture and Fixture	85,207,746.37	
Depreciation Expense - Machinery and Equipment	440,434,440.20	
Depreciation Expense - Transportation Equipment	16,478,706.39	
Depreciation Expense - Other Property, Plant and Equipment	4,805,283.53	
Amortization - Intangible Assets	7,608,533.89	
Other Maintenance & Operating Expenses	18,772,318.37	
Bank Charges	75,310.06	
Documentary Stamps Expenses	90.00	
Interest Expenses	79,506,316.51	
TOTALS	56,218,681,398.28	56,218,681,398.28

Prepared by:


SHARON S. QUINTANILLA
 Assistant Manager
 Accounting Department

Certified Correct


VIDAL T. CABIGON JR.
 Assistant Vice President
 Accounting Department