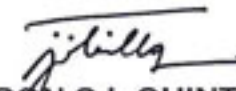



**PHILIPPINE AMUSEMENT AND GAMING CORPORATION**  
**BALANCE SHEET**  
**As of September 30, 2014**  
(In Philippine Peso)

Particulars	Amount
<b>ASSETS</b>	
<b>Current Assets</b>	
Cash and Cash Equivalents	8,008,043,799.37
Receivables - Net	2,257,831,279.36
Inventories	330,366,022.34
Prepayments	140,216,127.97
Total Current Assets	10,736,457,229.04
<b>Non-Current Assets</b>	
Investments	143,172,380.00
Receivables	50,635,735.65
Property, Plant and Equipment - Net	19,680,394,627.96
Other Assets	2,670,948,116.38
Total Non-Current Assets	22,545,150,859.99
<b>TOTAL ASSETS</b>	<b>33,281,608,089.03</b>
<b>LIABILITIES AND EQUITY</b>	
<b>Current Liabilities</b>	
Accounts Payable	1,539,090,691.54
Inter-Agency Payables	4,812,929,238.19
Intra-Agency Payables	100,000,000.00
Other Liability Accounts	1,471,870,264.79
Total Current Liabilities	7,923,890,194.52
<b>Non-Current Liabilities</b>	
Long-Term Liabilities	8,789,483,586.95
Deferred Credits	2,038,165,981.42
Total Non-Current Liabilities	10,827,649,568.37
TOTAL LIABILITIES	18,751,539,762.89
EQUITY	14,530,068,326.14
<b>TOTAL LIABILITIES AND EQUITY</b>	<b>33,281,608,089.03</b>

Prepared by:

  
**SHARON S.J. QUINTANILLA**  
Assistant Manager  
Accounting Department

Certified Correct:

  
**VIDAL T. CABIGON, JR.**  
Assistant Vice President  
Accounting Department

**PHILIPPINE AMUSEMENT AND GAMING CORPORATION**  
**STATEMENT OF INCOME AND EXPENSES**  
**For the Nine Months Ended September 30, 2014**  
(In Philippine Peso)

Particulars	Amount
<b>Income</b>	
Income from Gaming Operations	22,391,612,902.64
Income from Other Related Services	6,423,252,455.31
Other Income	1,279,202,834.68
Gain (Loss) on Foreign Exchange	9,740,430.77
<b>Total Income</b>	<b>30,103,808,623.40</b>
<b>Expenses</b>	
Operating Expenses	13,196,039,661.08
5% Franchise Tax	1,119,580,645.16
	<b>14,315,620,306.24</b>
<b>Contributions to the Government</b>	
50% Government Share	10,591,016,128.80
Dangerous Drugs Board	45,000,000.00
Office of the President	1,346,503,349.51
5% Philippine Sports Commission's Share	531,800,806.43
Subsidy to LGUs: Host Cities' Share	376,589,999.97
1% Board of Claims' Share	23,553,610.26
Income Tax	90,512,810.44
National Endowment for Culture and the Arts	75,000,000.00
Early Childhood Care and Development	375,000,000.00
Mandated Contribution to the National Government-Others	8,915,000.00
<b>Total Contributions to the Government</b>	<b>13,463,891,705.41</b>
<b>Total Expenses</b>	<b>27,779,512,011.65</b>
<b>NET INCOME</b>	<b>2,324,296,611.75</b>

Prepared by:

  
**SHARON S.J. QUINTANILLA**  
Assistant Manager  
Accounting Department

Certified Correct:

  
**VIDAL T. CABIGON, JR.**  
Assistant Vice President  
Accounting Department

**PHILIPPINE AMUSEMENT AND GAMING CORPORATION**  
**STATEMENT OF CHANGES IN EQUITY**  
**As of September 30, 2014**  
(In Philippine Peso)

Particulars	Amount
<b>Capital Stock</b>	71,430,752.03
<b>Restricted Capital</b>	
Balance, Beginning	5,188,838,074.43
Current Appropriations	2,512,879,080.40
Balance, End	7,701,717,154.83
<b>Retained Earnings</b>	
Balance, Beginning	10,953,932,131.81
2013 Cash Dividends - National Treasury	(4,093,935,699.35)
Current Appropriations	
Fund Allocation for Property, Plant & Equipment	(2,512,879,080.40)
Total Current Appropriations	(2,512,879,080.40)
Net Income	2,324,296,611.75
Balance, End	6,671,413,963.81
<b>Appraisal Capital</b>	85,506,455.47
<b>TOTAL EQUITY</b>	<b>14,530,068,326.14</b>

Prepared by:

  
**SHARON S.J. QUINTANILLA**  
Assistant Manager  
Accounting Department

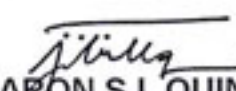
Certified Correct:

  
**VIDAL T. CABIGON, JR.**  
Assistant Vice President  
Accounting Department

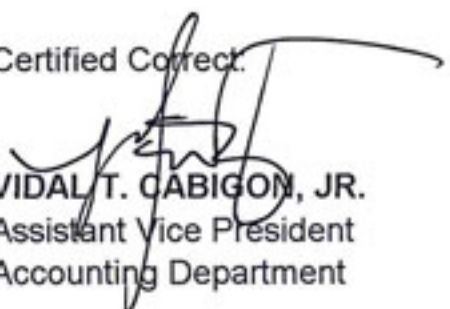
**PHILIPPINE AMUSEMENT AND GAMING CORPORATION**  
**CASH FLOW STATEMENT**  
**As of September 30, 2014**  
(In Philippine Peso)

Particulars	Amount
<b>Cash Flows from Operating Activities</b>	
Income from Casino Customers	16,614,520,313.25
Income from Chip Washing Operations, Non-Casino Customers and Other Income	14,186,255,216.84
Interest Income	52,418,579.53
Payments to Employees, Suppliers, Lessors and Other Creditors	(14,791,033,602.40)
50% Government Income Share	(10,528,109,442.90)
Other Mandated Contributions	(6,775,843,491.02)
Other Operating Disbursements (net of non-cash transactions)	4,052,786,011.63
Taxes Remitted to Bureau of Internal Revenue	(2,302,039,570.52)
Interest Paid on Loans / Payables	-
Gain / (Loss) on Foreign Exchange	9,740,430.77
<b>Net Cash Provided by Operating Activities</b>	<b>518,694,445.18</b>
<b>Cash Flows from Investing Activities</b>	
Proceeds from Sale / Disposal of Property, Plant and Equipment	138,000.00
Purchase of Stocks / Bonds / Property, Plant and Equipment	(3,646,008,350.40)
<b>Net Cash Used in Investing Activities</b>	<b>(3,645,870,350.40)</b>
<b>Cash Flows from Financing Activities</b>	
Cash Received from Loan Proceeds	-
Payment of Loans	-
<b>Net Cash Used in Financing Activities</b>	<b>-</b>
<b>Net Increase in Cash and Cash Equivalents</b>	<b>(3,127,175,905.22)</b>
<b>CASH AND CASH EQUIVALENTS AT BEGINNING OF YEAR</b>	<b>11,135,219,704.59</b>
<b>CASH AND CASH EQUIVALENTS AS OF JUNE 30, 2014</b>	<b>8,008,043,799.37</b>

Prepared by:

  
**SHARON S.J. QUINTANILLA**  
Assistant Manager  
Accounting Department

Certified Correct.

  
**VIDAL T. CABIGON, JR.**  
Assistant Vice President  
Accounting Department

**PHILIPPINE AMUSEMENT AND GAMING CORPORATION**  
**TRIAL BALANCE**  
**As of September 30, 2014**  
(In Philippine Peso)


Account Title	Debit	Credit
Cash on Hand	537,181,425.28	
Cash in Bank - Local Currency	6,308,089,003.98	
Cash in Bank - Foreign Currency	258,158,257.73	
Treasury Fund Capital	904,615,112.38	
Receivable Accounts	1,184,655,036.47	
Inter-Agency Receivables	1,039,187,080.14	
Other Receivables	33,989,162.75	
Inventories	330,366,022.34	
Prepayments	140,216,127.97	
Investments	143,172,380.00	
Land and Land Improvements	15,454,648,145.10	
Buildings	292,955,496.67	
Leasehold Improvements	423,835,116.00	
Office Equipment, Furniture and Fixture	1,254,638,620.57	
Machinery and Equipment	7,254,947,479.07	
Transportation Equipment	320,843,624.82	
Other Property, Plant and Equipment	203,807,327.74	
Construction in Progress	9,973,704.13	
Intangible Assets	458,447,587.61	
Accumulated Depreciation - Land Improvements		1,791,600.16
Accumulated Depreciation - Buildings		27,854,720.34
Accumulated Depreciation - Leasehold Improvements		257,701,588.47
Accumulated Depreciation - Office Equipment, Furniture and Fixture		628,520,630.55
Accumulated Depreciation - Machinery and Equipment		4,353,082,393.65
Accumulated Depreciation - Transportation Equipment		213,614,774.89
Accumulated Depreciation - Other Property, Plant and Equipment		52,689,178.08
Accumulated Amortization - Intangible Assets		144,085,366.96
Other Non-Current Receivables	50,635,735.65	
Other Assets	2,356,585,895.73	
Payable Accounts		1,539,090,691.54
Inter-Agency Payables		4,812,929,238.19
Intra-Agency Payables		100,000,000.00
Other Liability Accounts		1,471,870,264.79
Mortgage/Bonds/Loans Payable		8,789,483,586.95
Deferred Credits		2,038,165,981.42
Capital Stock		71,430,752.03
Restricted Capital		7,701,717,154.83
Appraisal Capital		85,506,455.47
Retained Earnings		4,316,052,937.43
Prior Years' Adjustments		31,064,414.63
Winnings - Table Games		8,178,686,407.58
Winnings - Dollar Pit		10,651,117.82
Winnings - Slot Machines		8,425,182,787.85
Bingo Operations - Electronic Bingo		3,120,387,674.61
Bingo Operations - In-House		138,612,736.55
Bingo Operations - Franchisees		738,321,984.39
Rent Income		42,286,920.99
Income from Junket Gaming Operations		130,296,075.71
Income from Electronic Gaming Operations		1,551,988,222.36
Income from Licensed Casinos		6,380,965,534.32
Income from Poker Operations		97,485,895.77
Entertainment Income		466,700.00
Income from Hotel Operations		33,151.74
Minimum Guaranteed Fee		95,235,920.15
Reimbursement of Manpower Costs		215,144,176.09
Interest Income		48,189,729.06

Account Title	Debit	Credit
Miscellaneous Income		908,536,746.28
Other Fines & Penalties		11,596,411.36
Gain/Loss on Foreign Exchange (FOREX)		9,740,430.77
Salaries and Wages	1,190,865,915.59	
Other Compensation	1,136,390,571.28	
Personnel Benefits Contributions	148,100,525.49	
Other Personnel Benefits	3,315,984,067.58	
Traveling Expenses	37,010,258.96	
Training and Scholarship Expenses	5,713,133.20	
Supplies and Materials Expenses	136,097,673.01	
Utility Expenses	395,891,947.33	
Entertainment Expenses	176,539,619.52	
Communication Expenses	24,003,045.85	
Membership, Dues & Contributions to Organizations	1,581,012.80	
Advertising Expenses	79,660,320.63	
Printing and Binding Expenses	352,303.50	
Rent Expenses	1,377,213,849.62	
Representation Expenses	9,452,250.23	
Transportation and Delivery Expenses	4,694,826.11	
Subscription Expenses	929,941.04	
Marketing Expenses	1,114,006,585.62	
Public Relations Expenses	20,147,384.74	
Professional Services	303,374,197.17	
Repairs and Maintenance	211,171,287.92	
Subsidy to NGAs: Government Share	10,591,016,128.80	
Subsidy to NGAs: Dangerous Drugs Board	45,000,000.00	
Subsidy to NGAs: Philippine Sports Commission	531,800,806.43	
Subsidy to NGAs: Board of Claims' Share	23,553,610.26	
Subsidy to NGAs: Office of the President	1,346,503,349.51	
Subsidy to NGAs: National Endowment for Culture and the Arts	75,000,000.00	
Subsidy to NGAs: Early Childhood Care & Development Fund	375,000,000.00	
Subsidy to NGAs: Others	8,915,000.00	
Subsidy to LGUs: Host Cities' Share	376,589,999.97	
Subsidy to NGAs: Community Relations	2,115,024,673.15	
Subsidy to LGUs: Community Relations	15,347,945.78	
Subsidy to NGOs/POs	6,802,415.58	
Donations	22,165,434.61	
Confidential, Intelligence, Extraordinary & Miscellaneous Expenses	120,000,000.00	
Taxes, Insurance Premiums & Other Fees	1,317,310,455.72	
Depreciation Expense - Land Improvements	376,931.25	
Depreciation Expense - Buildings	2,330,466.84	
Depreciation Expense - Leasehold Improvements	139,719,494.24	
Depreciation Expense - Office Equipment, Furniture and Fixture	126,959,147.63	
Depreciation Expense - Machinery and Equipment	628,739,823.71	
Depreciation Expense - Transportation Equipment	24,360,005.40	
Depreciation Expense - Other Property, Plant and Equipment	6,384,545.67	
Amortization - Intangible Assets	43,228,408.50	
Other Maintenance & Operating Expenses	32,892,830.31	
Bank Charges	123,398.45	
Documentary Stamps Expenses	310,363.97	
Interest Expenses	114,876,058.68	
<b>TOTALS</b>	<b>66,740,460,353.78</b>	<b>66,740,460,353.78</b>

Prepared by:

  
**SHARON S.J. QUINTANILLA**  
Assistant Manager  
Accounting Department

Certified Correct:

  
**VIDA T. CABIGON, JR.**  
Assistant Vice President  
Accounting Department